

## POWER LITHIUM BATTERIES

### Lithium Iron Phosphate (LiFePO4) Battery

**LFP12.8-110FT**

**12.8V110AH FT 1408Wh**

#### Features of LiFePO4 Battery

##### Longer Cycle Life

LiFePO4 batteries would be is five times than SLA batteries on cycle life

##### High Power & Light weight

LiFePO4 batteries performance twice power of SLA batteries, while half weight helpful for transport and installation

##### Intelligent management control

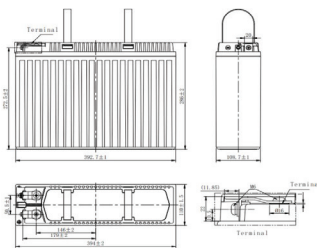
Intelligent BMS system covered by LFP batteries to ensure that batteries work on safety and perfect condition

##### Lower Self-discharge rate

Lower Self-discharge rate to guarantee LFP batteries be stored more longer than SLA batteries



#### Physical Dimension



#### Applications

- Caravan, RV, camping
- UPS (replacement of SLA batteries)
- Marine, golf cart
- Solar, wind system
- PV ,solar light

#### Electrical Characteristics

Chemistry	LiFePO4
Nominal Voltage	12.8V
Nominal Capacity	110Ah (C5,25°C)
Energy	1408Wh
Internal Resistance	≤20 mΩ
Cycle Life	>2500 cycles @1C 100%DOD
Months Self Discharge	<3%
Efficiency of Charge	100% @0.5C
Efficiency of Discharge	96-99% @1C

#### Standard Charge

Charge Voltage	14.6±0.2V
Charge Mode	0.2C to 14.6V, then 14.6V,charge current to 0.02C (CC/CV)
Charger Current	55A
Max. Charge Current	110A
Charge Cut-off Voltage	15.6V±0.2V

#### Standard Discharge

Rated Discharge Current	55A
Max Discharge Current	110A
Max. Pulse Current	330A(<3s)
Discharge Cut-off Voltage	10V
Charge Temperature	0 °C to 45 °C (32Fto 113F) @60±25% Relative Humidity
Discharge Temperature	-20 °C to 60 °C (-4F to 140F) @60±25% Relative Humidity
Storage Temperature	0 °C to 40 °C (32Fto 104F) @60±25% Relative Humidity
Water Dust Resistance	IP56

#### Mechanical

BMS	Bluetooth available
Plastic Case	ABS
Dimensions (in./mm.)	395*110*286 mm
Weight (lbs./kg.)	13.6kg(29.92lbs)
Terminal	M6



## POWER LITHIUM BATTERIES

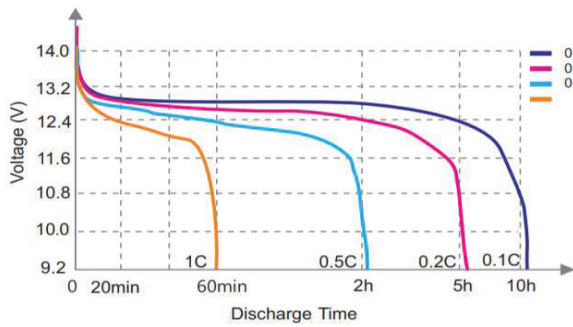
### Lithium Iron Phosphate (LiFePO4) Battery

LFP12.8-110FT

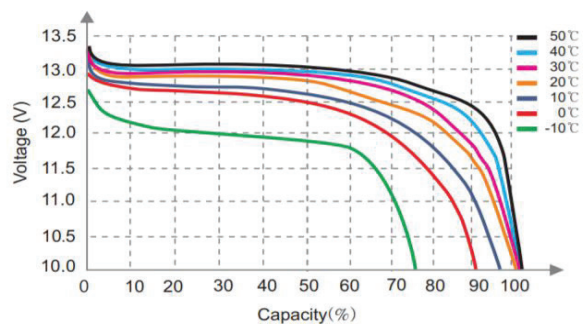
12.8V110AH FT

1408Wh

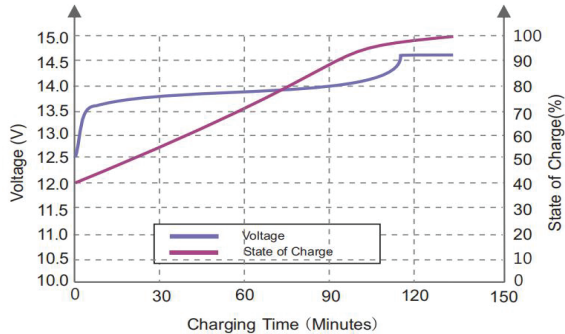
Different Rate Discharge Curve(25°C)



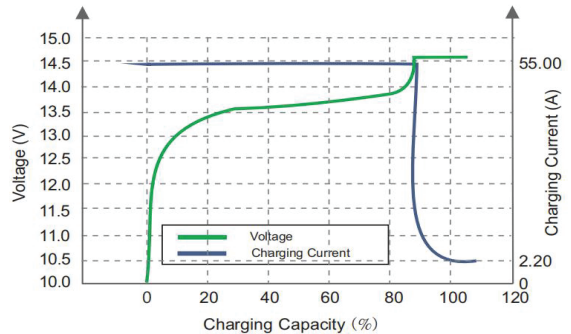
Different Temperature Discharge Curve(0.5C)



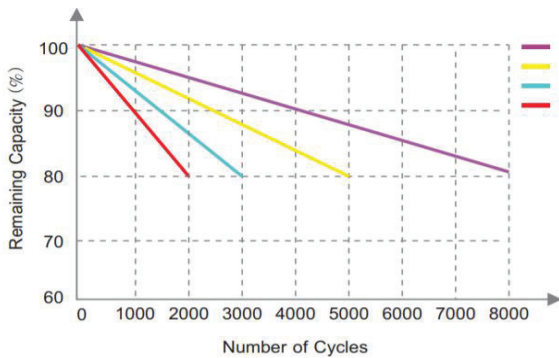
State of Charge Curve(0.5C, 25°C)



Charging Characteristics(0.5C, 25°C)



Different DOD Discharge Cycle Life Curve(1C)



Different Temperature Self Discharge Curve

